



**ST. JOSEPH'S ACADEMY**

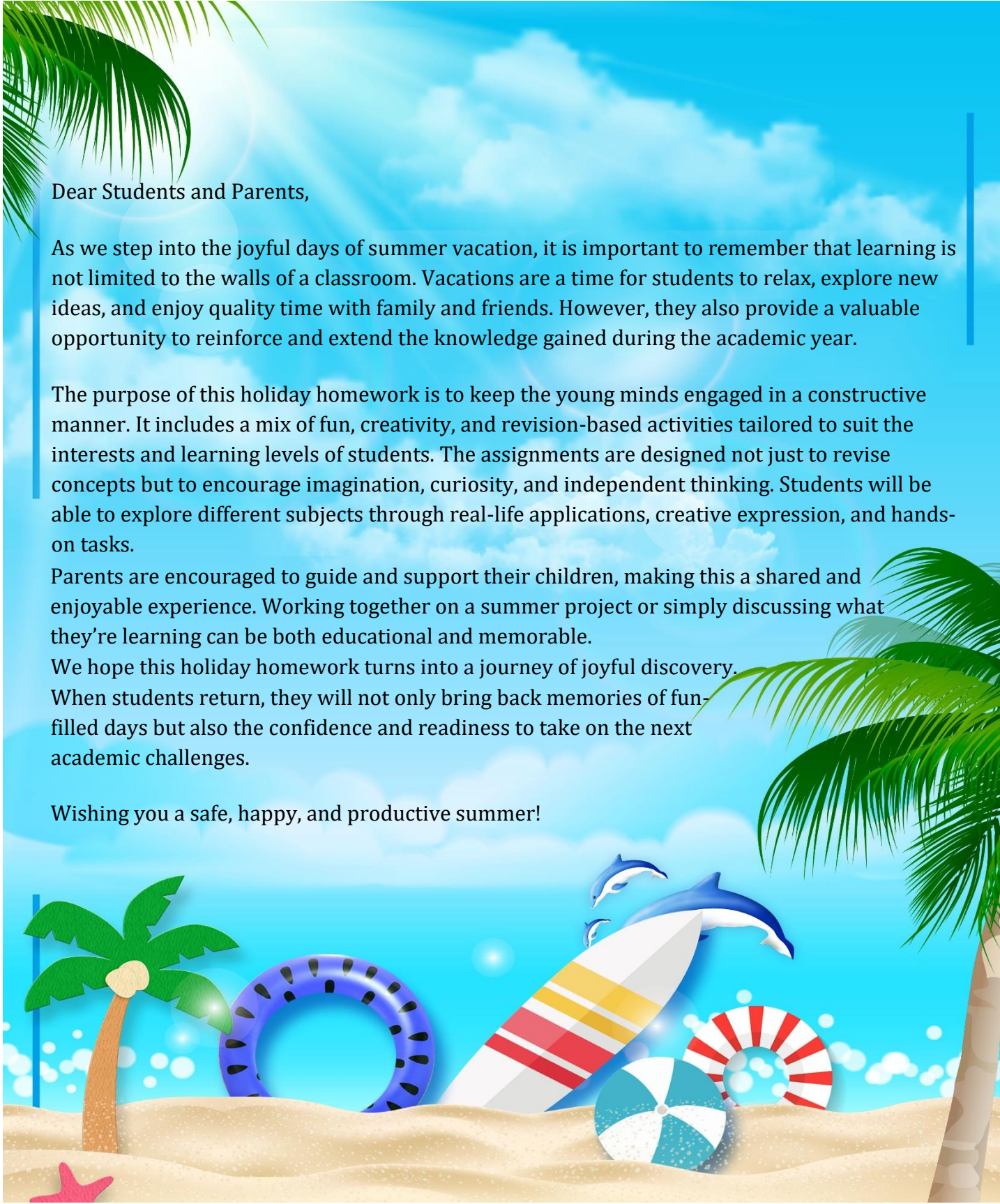
Savita Vihar, Shahdara, Delhi -110092

# **Holiday Homework**

**Session: 2025-2026**

**Class - 3**





Dear Students and Parents,

As we step into the joyful days of summer vacation, it is important to remember that learning is not limited to the walls of a classroom. Vacations are a time for students to relax, explore new ideas, and enjoy quality time with family and friends. However, they also provide a valuable opportunity to reinforce and extend the knowledge gained during the academic year.

The purpose of this holiday homework is to keep the young minds engaged in a constructive manner. It includes a mix of fun, creativity, and revision-based activities tailored to suit the interests and learning levels of students. The assignments are designed not just to revise concepts but to encourage imagination, curiosity, and independent thinking. Students will be able to explore different subjects through real-life applications, creative expression, and hands-on tasks.

Parents are encouraged to guide and support their children, making this a shared and enjoyable experience. Working together on a summer project or simply discussing what they're learning can be both educational and memorable.

We hope this holiday homework turns into a journey of joyful discovery.

When students return, they will not only bring back memories of fun-filled days but also the confidence and readiness to take on the next academic challenges.

Wishing you a safe, happy, and productive summer!

## ENGLISH

1. Prepare a chart on picture composition.
2. Write one page daily on your cursive writing notebook.
3. Revise all chapters from celebration and mastering grammar book.

## HINDI

- 1) सुलेख पुस्तिका में रोज़ एक सुलेख लिखो और पूरी करो।
- 2) रोज़ अखबार या कहानी पढ़ें।
- 3) अभी तक कक्षा में कराया गया कार्य याद करो। और मात्राओं का अभ्यास करो।
- 4) अपठित गद्यांशों का अभ्यास करो।
- 5) कक्षा में कराई गई कविताओं को याद करें।

### क्रियाकलाप / गतिविधि

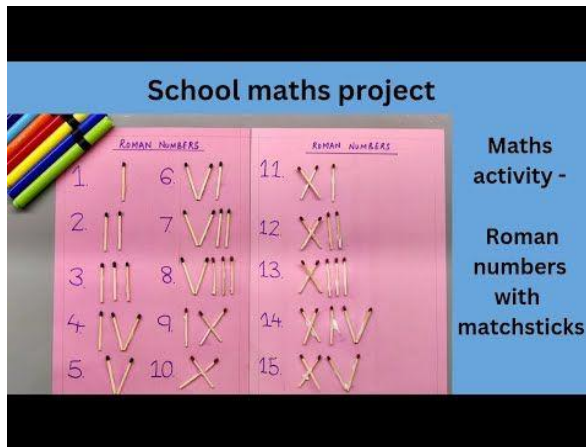
- 1) मोटे कागज अथवा गत्ते को गोलकाटकर घड़ी बनाए। पेयजल पीने वाली नली (स्ट्रॉ) से घड़ी की सुइयां बनाकर अलग-अलग समय दिखाइए। (नदिनी पृष्ठ सं 12)
- 2) सूखी घास के तिनके, सूखे पत्ते धागे, सुतली आदि से घोंसले का प्रतिरूप (Model) बनाइए। (नदिनी पृष्ठ सं २०)
- 3) विभिन्न ऋतुओं में पहने जाने वाले कपड़ों के नमूने (सूती, ऊनी, रेशमी आदि कपड़ों की कतरनें एकत्र कीजिए और अपनी स्कैप-बुक में चिपकाए और साथ ही उनकी विशेषता भी लिखिए। (नदिनी पृष्ठ 38)
- 4) दो, तीन, चार और चार से अधिक पहियों वाले, वाहनों के दो-दो चित्र चिपकाए। वाहनों के नाम भी और उसके प्रयोग भी लिखिए।
- 5) किन्हीं पांच भाषाओं के नाम उनके राज्यों के चित्र सहित ए4 साइज़ शीट पर चिपकाए।

**सूचना - ग्रीष्मावकाश समाप्त होने के बाद जिस दिन अध्यापिका जी के निर्देशानुसार ही सभी कार्य कक्षा में लेके आए।**

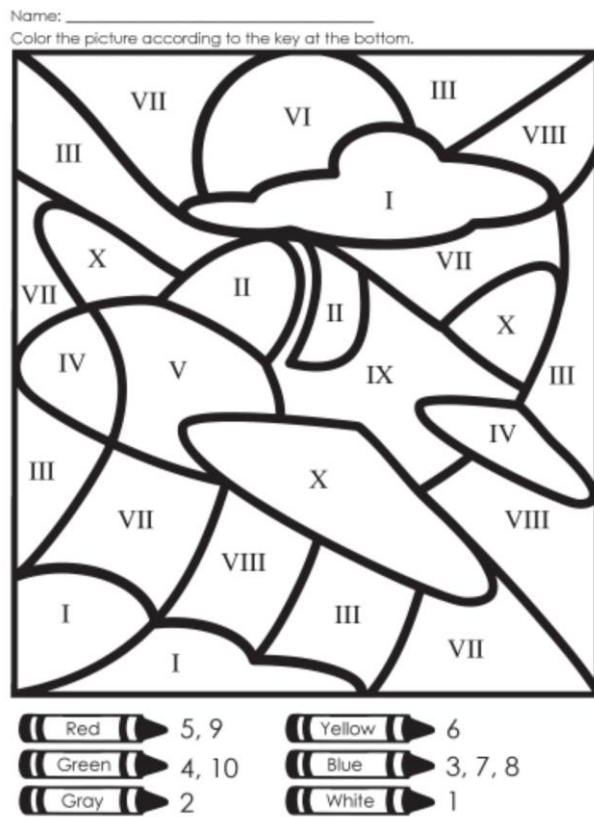


## MATHS

1. Make a model of multiplication table wheel. (Refer youtube)
2. Prepare a chart on roman numerals in a creative way. Refer to example given below.



3. Take a print out and colour this picture as per the given instructions.



4. Revise all the chapters done in class.

## **EVS**

1. Learn Chapters 1-4

2. Make a homemade bird bath and show your care towards these tiny and beautiful creatures. Refer pg.no.51. click your picture with the bird bath and paste in your EVS copy.

3. Make a first aid box refer pg.no.76

4. Plant a tree and adopt it, take seeds from the kitchen waste, eg- papaya, lemon, mango etc. Sow them in a pot made of waste materials, water them everyday during your vacations, paste the picture of different stages of your plant and paste in your EVS copy.

XXXXXXXXXXXXXXXXXXXXX